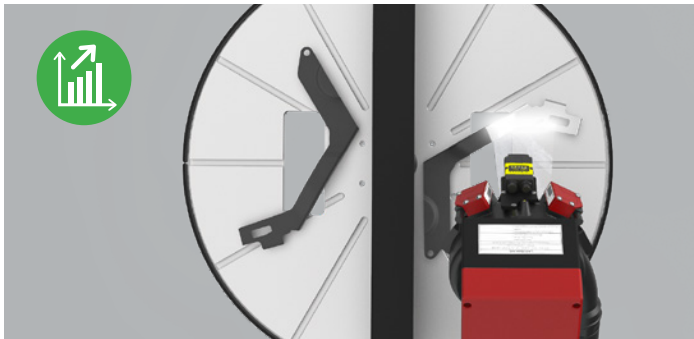




ROTARY CLEANING WORKSTATION

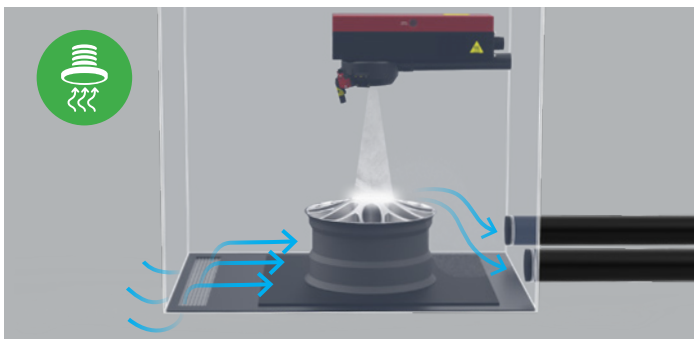
The Rotary Workstation is the most efficient of all manually loaded laser cleaning machines on the market. It is the go-to machine when only a short cycle time is available for laser treatments. It achieves a high production throughput by using a dual-position indexer, which allows to simultaneously clean and load parts.

With up to 500W of laser power, this Class 1 machine can perform several types of surface treatments, including laser cleaning and laser texturing. It also incorporates a highly efficient filtration system that manages the fumes and dust generated by surface treatments.




MAXIMIZE YOUR THROUGHPUT

The rotary workstation is the ideal solution for manual operations with high throughput requirements. The robust steel rotary table allows the operator to load and unload parts without impacting the laser process occurring simultaneously in the enclosure.



ADVANCED FUME MANAGEMENT

The embedded fume management system ensures the constant quality of the process and the work environment's safety. In addition to customized nozzle configurations, the temperature and flow in the extraction unit are continuously monitored to detect any issues, ensuring that the operation is 100% safe for your employees.



CUSTOMIZED TO YOUR NEEDS

The workstation is suited for the most complex projects. It is fully scalable to fit various part sizes. If you need to treat multiple areas on a part, the rotary part holder and gantry system options can be added. Other features also include automated quality control and automatic 3D focus.



DESIGNED FOR THE HARSHTEST ENVIRONMENT

The rotary workstation is built to offer you peace of mind for at least the next 10 years. It can operate 24/7 in the harshest industrial environments. It comes equipped with a temperature-controlled IP-54 electrical cabinet and an Allen Bradley or Siemens PLC.

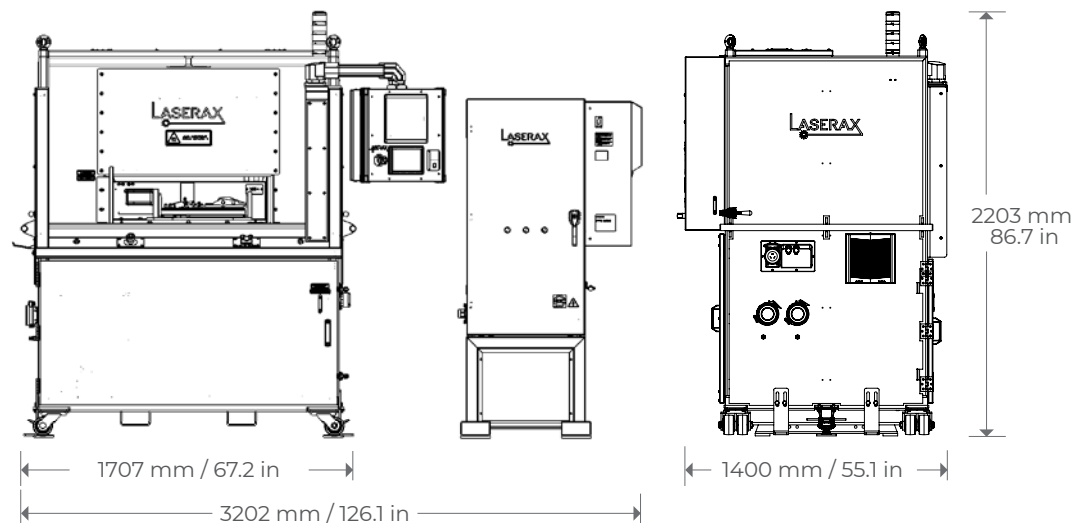
TECHNICAL SPECIFICATIONS

ROTARY CLEANING WORKSTATION (RCW)

Laser Power	20W to 500W
Laser Type	Ytterbium-doped fiber
Wavelength	1064 nm
Laser Source MTBF	100,000 hours
Laser Process	Cleaning & Texturing
Typical Weight	875 kg
Cooling	Air cooling (water cooling with 500W)
Power Requirements	120V, 230V, 240V / 15-40 AMP
Power Consumption	1.5 kW to 5.8 kW
Operating Temperature	10°C to 45°C
Communications	Ethernet/IP, PROFINET, Profibus
Multi-Parts Cleaning	Performed with fixturing
Turn Table Diameter (Larger Diameter Available)	800 mm
Revolving Duration	3 s
Part Size	Adaptable
Part Material	Aluminium, Zinc, Magnesium, Steel, Iron (All Metals)
Part Positioning Tolerance	Cleaning +/- 3 mm (+/- 70 mm with Autofocus) Texturing (Engraving) +/- 1 mm (+/- 30 mm with Autofocus)
General Dimensions (W x D x H)	1400 x 1200 x 2100 mm



TYPICAL DIMENSIONS



LASERAX

INDUSTRIAL LASER SOLUTIONS
VISIT LASERAX.COM

LASERAX HEADQUARTERS

101-2811 Watt Ave
Quebec, QC G1X 4S8
Canada
+1 418 780-7324

LASERAX USA

2401 Parkman Road
Warren OH 44485
United States
+1 412 301-9957

LASERAX GMBH

Fehrenheitstraße 1
28359 Bremen
Germany
+49 421 2208-121